



CARTECK SUPERSIZE.

Go big! The perfect solution for openings up to 8 metres wide.



SUPER-SIZE DOORS ARE SPECIAL


From the outside our Super-Size doors are indistinguishable from our "normal" sized garage doors - the same stunning profiles, the same attractive windows and finishes. They are just wider - Super-Size doors start above 5.5m (18'0") wide and reach 8.0m (26'3") wide in a single span.

Opening a Super-Size door is simple too - all are power operated by a remote control motor.

It is from the inside that Super-Size doors differ. The weight of a complete door at these sizes is considerable and safe operation is paramount. Consequently doors have up-rated fittings for all load bearing elements, strengthening stiffeners to the rear of each door section and the lifting mechanism is motor driven with torsion spring assistance. A monitored safety edge ensures the door stops and reverses should it encounter an obstruction. Teckentrup sectional doors meet all the safety requirements and provisions of EN 13241-1.



This view from the inside shows the standard configuration of front mount torsion spring lifting gear, direct drive motor and controls.



Very robust, reduces heat & sound transmission

INSTALLATION POSITION & POWER

Doors must be installed behind the opening reveal and require a 16Amp supply direct to the consumer unit for Direct Drive motors. Doors have galvanised frame legs and do not have a header. See page 7 for clearances and dimensions.



Our doors and openers are independently tested and certified to all current safety legislation and carry a CE mark.



LOW NOISE OPERATION

Robust roller blocks made of galvanized steel and ball bearing runner rails guarantee a long service life and low noise operation.



SIDE PROTECTION

A lateral guard prevents a hand from being accidentally caught between the frame and the runner rail.



SAFETY EDGE MECHANISM

Doors are factory fitted with a safety edge mechanism which stops the door if it comes into contact with an obstacle.



FINGER PINCH PROTECTION


Outside/inside - Patented finger pinch protection for outside and inside of the door.



DIRECT DRIVE

Big doors need power and our direct drive motors are definitely up to the job! Intelligent control ensures safe operation at all times. Available for all door sizes.

Works with the CarTeck Motor accessories.



WEATHER STRIPS

The door also has a weather strip at the sides, top and also between the individual sections across the entire width.



RAIL DRIVE

Available on doors from 5500mm-6500mm wide and 2280mm high, the CarTeck Drive PRO 1100 is suited to applications where sideroom is restricted.

Works with the CarTeck Drive accessories.



FLOOR SEAL

A rot-proof bottom weather strip made of elastic EPDM rubber profile sits against the floor and will compensate for minor variations in floor level to provide an improved barrier to debris and draughts.

WHAT PERFORMANCE CAN I EXPECT?

As part of the CE marking process, each product must have its performance provided for a defined set of characteristics to allow fair comparison between products from different manufacturers. Other characteristics can also be included, if relevant to a door's performance. The following table shows the performance characteristics of CarTeck Supersize sectional garage doors.

PERFORMANCE CHARACTERISTIC

RATING

Resistance to Windload EN 12424	Class 2
Watertightness EN12425	Class 2
Air Permeability EN 12426	Class 2
Thermal Transmittance EN 13241 - 1	1.38 W/m ² k
Operating Forces (hand Operated) EN 12604	150 N


Style Your Door

There are literally hundreds of possible combinations of texture and finish making it easy to adapt the door to suit your home.


Each profile is available in the textured finishes shown below plus all Trend colours or a special RAL colour.



SURFACE TEXTURES




Smooth




Woodgrain



Stucco




Micro-profiled



STANDARD RIB



CENTRE RIB



SOLID



A NOTE ABOUT COLOUR

Where doors are exposed to direct sunlight, dark colours should be avoided.

RAL references for colours are provided as a guide only to the nearest similar RAL colour. Colours will not match to other RAL finishes due to different coating processes, gloss levels, substrates and textures. Similarly, special RAL, BS or other colours will not be a precise match.





Colours shown are limited in accuracy by the printing process - samples should always be requested.

Frame legs are galvanised finish only.




COLOURS

			
Flame Red RAL 3000	Fir Green RAL 6009	Moss Green RAL 6005	Sepia Brown RAL 8014
			
Window Grey RAL 7040	Anthracite Grey RAL 7016	White Aluminium RAL 9006	Cream RAL 9001
			
Quartz Grey RAL 7039	Light Grey RAL 7035	Grey Aluminium RAL 9007	Jet Black RAL 9005
			
White RAL 9016	Umbra Grey RAL 7022	Steel Blue RAL 5011	Slate Grey RAL 7015
			
Anthracite Textured RAL 7016	Ice Crystal Grey Aluminium	TT703 satin metallic grey with micaceous iron ore par- ticles	Doors can also be coloured to any RAL shade



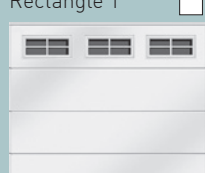
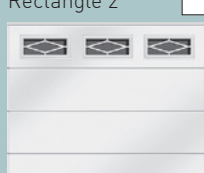
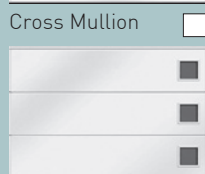
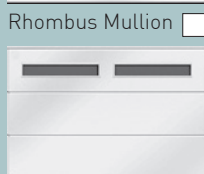
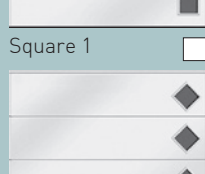
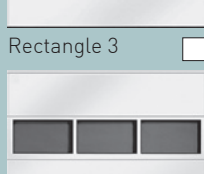
WOOD EFFECTS

			
Golden Oak	Rosewood	Night oak	Winchester

GLAZING OPTIONS

		
Scratch-resistant Polymer Double Pane Clear	Scratch-resistant Polymer Double Pane Frosted	Scratch-resistant Polymer Double Pane Satin




WINDOWS

	
Rectangle 1	Rectangle 2
	
Cross Mullion	Rhombus Mullion
	
Square 1	Rectangle 3
	
Square 2	Aluminium light strip

HOW MANY WINDOWS WILL I HAVE - STANDARD RECTANGLE?

7M 7.5M 8M

8 windows ▶ 9 windows ▶ 10 windows ▶

		
--------------------------------------------------------------------------------------	---------------------------------------------------------------------------------------	---------------------------------------------------------------------------------------

Window frames are coloured to be similar to the door panel. Selected Trend colours & wood design windows are finished in a complementary flat colour for Golden Oak (RAL8003), Rosewood (RAL8016), Night Oak (RAL8014), Winchester (RAL8001), Textured Anthracite (RAL7016) and Ice Crystal Grey Aluminium (RAL9007). The surrounds on aluminium GSA window sections are finished in a smooth finish.

Window frame colour shade and surface lustre will show a variance from the panel finish as the base material and coating methods are different.

TECKENTRUP
DOOR SOLUTIONS

Keep your door looking its best

2/10

2/10 Year Guarantee

MAINTENANCE

Doors must be maintained as per the supplied Installation, Operating and Maintenance Manual by a Garage Door Specialist. Failure to carry out the required maintenance at the advised interval will invalidate the warranty. These doors are very heavy and we strongly recommend an annual service to ensure the door is maintained in a safe condition.

CLEANING ON INSTALLATION

After the installation has been completed, clean and dry the door thoroughly inside and out with warm soapy water to remove any grease, dust and metal fragments from the door (these will discolour the door finish if left on the door).

CLEANING

The door should be washed with a car shampoo or similar, every two months, to prevent the build up of dirt, salt, grit and other corrosive substances. If the door is in an area prone to coastal corrosion from airborne salts, the door should be cleaned monthly. Furthermore, cleaning lifting gear with a cloth soaked in a light oil will help to protect your door from corrosion – it must be accepted that salt air is very aggressive and extra care is required. No caustic, abrasive or corrosive chemicals and substances, flood water, water runoff, or runoff from lead, copper or galvanic metal flashing should be allowed to come into contact with the door. Ash, cement, dust, animal waste, or foreign substances should be removed immediately. Failure to ensure the door is cleaned and maintained as described will invalidate the doors' warranty.

6 POINT GUARANTEE

The warranty periods below only apply to products that have been correctly installed as per the instructions, maintained by a Garage Door Specialist and operated and cleaned in accordance with the requirements set out in the operating and maintenance sections of instructions and labels.

2-year manufacturer's guarantee

- on polymer and aluminium window units
- on rollers, hinges, cable pulleys, cables and standard springs
(opening/closing max. 5 times a day)

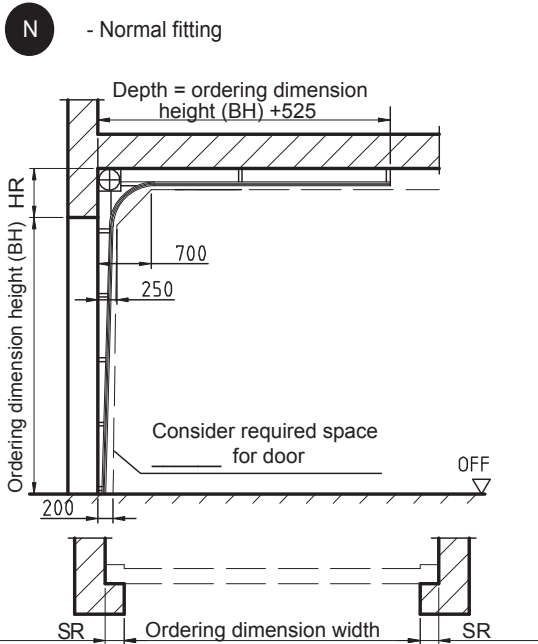
10-year manufacturer's guarantee

- on panels against rust penetration from inside to outside
- against door panel separation of steel from foam
- on material and manufacturing flaws of all non-moving parts of the frame that are verifiably unusable or whose usability is substantially compromised
- on floor seal, intermediate seals, side seals and lintel seal against rotting

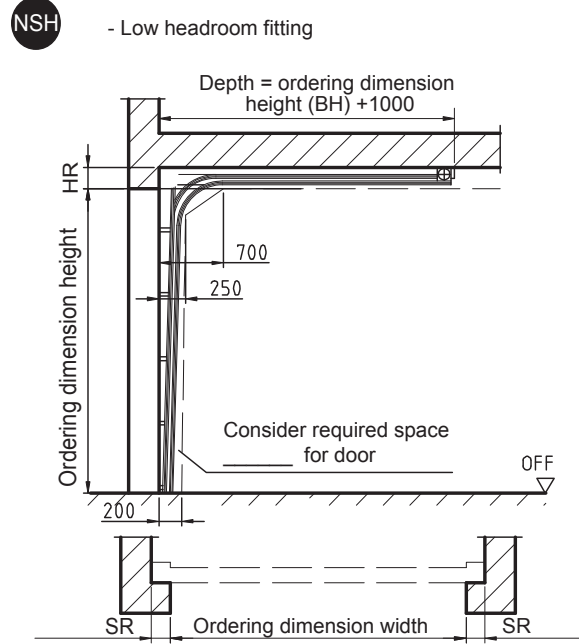
The guarantee does not apply to doors that are subjected to extreme conditions, e.g. corrosive influences resulting from use in a coastal climate with high salt content.

TECHNICAL INFORMATION

DIMENSIONS AND CLEARANCES



SR= side room with rail motor = 110
 SR= side room non-drive side with direct drive motor = 110
 SR= side room drive side with direct drive motor = 210



SR= side room with rail motor = 120
 SR= side room non-drive side with direct drive motor = 120
 SR= side room drive side with direct drive motor = 210

HR HEADROOM REQUIREMENT

Heights		Widths	6000	6500	7000	7500	8000	
4 Sections	2250 7'4"	Rail Operator	Stand Headroom	400	450	-	-	-
		Low Headroom	280	280	-	-	-	
	Direct Drive	Stand Headroom	400	450	450	450	450	
		Low Headroom	250	250	250	250	250	
5 Sections	2750 9'0"	Direct Drive	Stand Headroom	400	450	450	450	450
		Low Headroom	250	250	250	250	250	
6 Sections	3000 9'9"	Direct Drive	Stand Headroom	400	450	450	450	450
		Low Headroom	250	250	250	250	250	

Max Width For Low Headroom = 7750

280mm low headroom with rail operator is to prevent the top panel seal rubbing on the rail
 If this is not an issue then the door will fit in 250mm

SPECIFICATION

DOOR:

Sectional door double skinned PUR foam core, 40mm thick CarTeck panels. Outer surface finished in choice of 4 standard designs and all standard listed CarTeck colours. Inner surface stucco design, colour similar to RAL 9002. Sections have a centre seal; EPDM, header, and floor seals. Different order heights are made up from mixing panel sizes, 2 different bottom profile sizes and reduced top panel heights. Doors have reinforcing steel profiles on the rear of the panels.

FRAME:

Door frame is made from hot dipped galvanised steel sections. Protective strips with EPDM sealing lips on both sides of the vertical tracks.

HARDWARE:

Doors have galvanised frame legs and are supplied without a header strip. Hardware has galvanised finish, screwed hinges to all sections, adjustable rollers with ball bearings. Front or optional rear mounted torsion spring with load-bearing steel cables.

AUTOMATION:

Electric 230V drive as standard, either direct or rail drive. Optical safety edge, hard wired to control system. Direct drive motor must have 16 amp supply direct to consumer unit. External release is not possible with direct drive motor, additional access must be available into garage.

COLOURS

RAL references for colours are provided as a guide only to the nearest similar RAL colour. Colours will not match to other RAL finishes due to different coating processes, gloss levels, substrates and textures. Similarly, special RAL, BS or other colours will not be a precise match.

The door panel, frames and window frame colour shade, and surface lustre will show some slight variation, this is due to different base materials and coating methods.


Teckentrup is a family business with operations throughout the world. In the UK we make our garage doors in Warrington, Cheshire. CarTeck is available through a national network of independent Garage Door Specialist installers.

Teckentrup offers more than garage doors: We provide solutions and have set three quality standards for our garage doors:

Design.

Security.

Service.

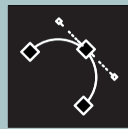


July 2021

Teckentrup UK Limited, Units 2-4 Opus 9 Industrial Estate,
Woburn Road, Winwick Quay, Warrington WA2 8UE

t: 01925 924 050
f: 08701 314 843
e: sales@teckentrup.co.uk

TECKENTRUP
DOOR SOLUTIONS



Design

We combine ease of use with aesthetics.

Good design uses innovative technology to make using a product intuitive and effortless. CarTeck Automatic sectional garage doors offer a wide range of design options that will transform the look of your home and the way you use your garage space.



Safety & Security

We combine security with safety.

Our products are designed to provide peace of mind with both physical security and the knowledge that durability and safe operation are inherent.



Service

We combine speed with reliability.

The Teckentrup team and our network of Garage Door Specialists installers love to make your new door a pleasure to own. From planning to installation. You'll always receive expert advice and the best service for installation, maintenance and aftercare.

Quality & Environment

Teckentrup operates to quality procedures audited to ISO 9001. We care about the environment too - this is why our products are certified in accordance with the Environmental Product Declaration (EPD).

ISO 14001 Environmental Management
ISO 50001 Energy Management



Member

