

SECTION 2:

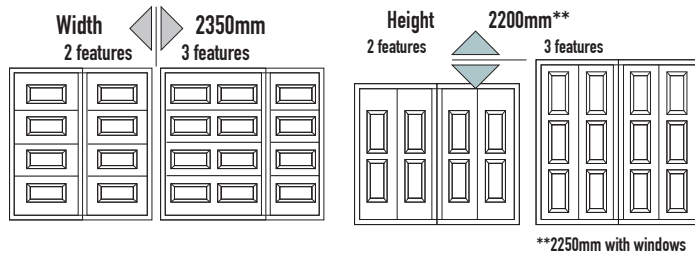
CARTECK SIDE HINGED GARAGE DOORS



TECHNICAL CARTECK SIDE HINGED GARAGE DOORS GSW 40-L

GEORGIAN DOORS

Horizontal doors have 2 columns of features as standard arranged 1/2 - 1/2, changing to an asymmetric three columns at the width shown below. 1/2 - 1/2 vertical doors have 2 rows of features as standard changing to three at the height shown right.



SPECIFICATION

DOOR:

Door leaves are fabricated using 40mm thick CarTeck panels with an extruded aluminium perimeter frame and integral seals. Doors with the optional standard threshold profile have an EPDM black threshold seal at the base. Each leaf is fitted with two or three (dependent on size) surface fixed hinges.

The door frame is an extruded aluminium profile with mitred corners and integral seals, for details refer to technical leaflet. A 3-part stepped aluminium threshold is also included. 10mm tolerance should be allowed to facilitate frame squaring during installation.

HARDWARE:

Hardware comprises of a DIN standard CE marked European sashlock and a pair of stainless steel round bar lever handles on 50mm diameter roses. A Euro-profile cylinder and thumb turn with stainless steel escutcheons is included as standard (double cylinder, key both sides is available as an option if required). Two security keys are supplied with each cylinder. The inactive leaf is fitted with top and bottom recessed lever action flush bolts. A stay is fitted to each leaf to hold the door in the open position, any leaf below 780mm wide (including asymmetric side hinged doors) will not have a stay.

Stainless steel** needs regular cleaning or will stain, especially in areas of high salt content.

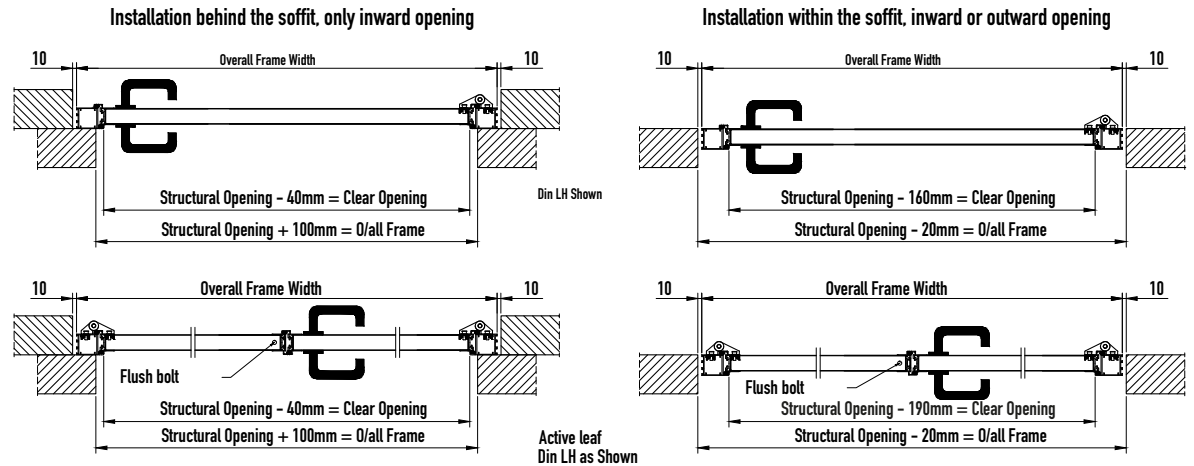
COLOUR:

The door frame and window frame colour shade and surface lustre will show a variance from the panel finish as the base material and coating methods are different. Where differing materials and process are adopted, such as side hinged GSW 40L garage doors, there may be some colour matching variations. Differing light conditions may further reduce or highlight this effect. The colours RAL9006 and 9007 pose particular problems when colour matching, more information is available via the sales office.

RAL references for colours are provided as a guide only to the nearest similar RAL colour. Colours will not match to other RAL finishes due to different coating processes, gloss levels, substrates and textures. Similarly, special RAL, BS or other colours will not be a precise match.

**For how to care for stainless steel see: www.teckentrup.co.uk/garage-doors/frequently-asked-questions-faqs

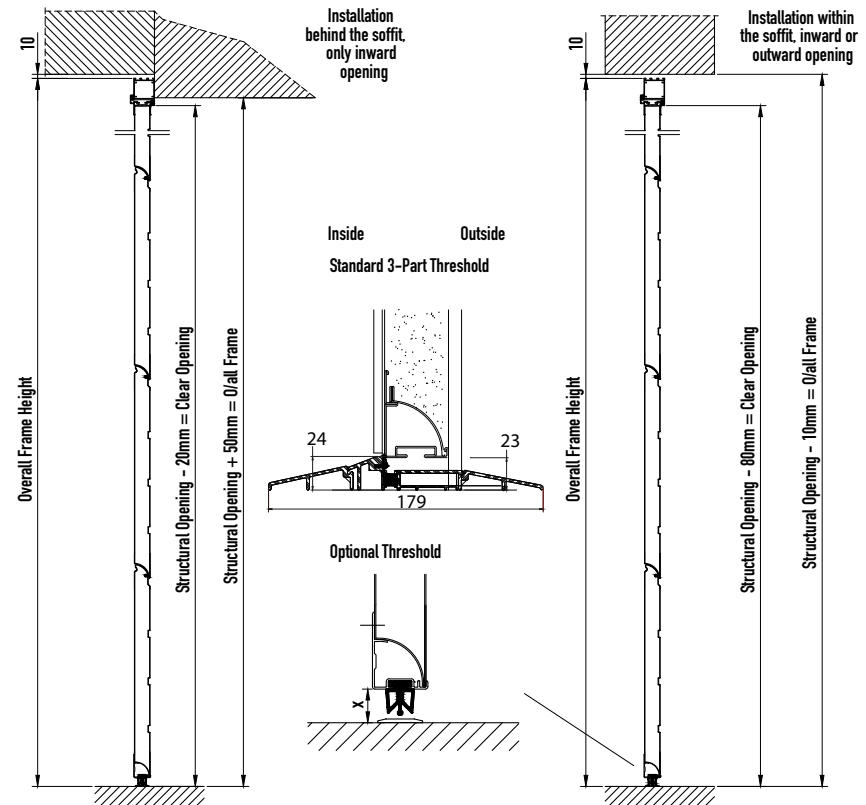
DIMENSIONS AND CLEARANCES



CLEARANCES

IMPORTANT

When doors are ordered as a structural opening size, Teckentrup UK will deduct 20mm from the width and 10mm from the height for coursing tolerance. If this is more tolerance than you wish, please state the over-frame dimension you require.



POLYMER WINDOWS

CARTECK SIDE HINGED GARAGE DOORS GSW 40-L

WINDOWS - POLYMER DOUBLE GLAZING

Windows construction: Polymer casement with polymer (Styrene Acrylonitrile) double glazed unit.

Georgian



1 Rectangle Plain 1 Rectangle Cross Mullion 1 Rectangle Rhombus

Standard Rib, Centre Rib & Solid



1 Rectangle Plain 1 Rectangle Cross Mullion 1 Rectangle Rhombus Rectangle 2 Rectangle 3 Vertical Square 1 Vertical Square 2 GSA Aluminium

Style	Overall Size	Colour / Finish
Rectangle 1	610 X 270	White Trend/Ral/Wood design
Rectangle 2	680 X 210	White Trend/Ral/Wood design
Rectangle 3	980 X 140	White Trend/Ral/Wood design
Square 1 & 2	270 x 270	White Trend/Ral/Wood design
GSA Aluminium Window Section	per linear m	White/Trend Ral/Wood design

All polymer windows are available with these glazing options:



Clear



Frosted



Satin

Polymer Windows

Selected Trend colours & wood design windows are finished in a complementary flat colour for Golden Oak (RAL8003), Rosewood (RAL8016), Night Oak (RAL8014), Textured Anthracite (RAL7016) and Ice Crystal Grey Aluminium (RAL9007).

The surrounds on aluminium GSA window sections are finished in a smooth finish.

Window frame colour shade and surface lustre will show a variance from the panel finish as the base material and coating methods are different.

ALUMINIUM WINDOWS & DECALS

CARTECK SIDE HINGED GARAGE DOORS GSW 40-L


ALUMINIUM WINDOWS - POLYMER DOUBLE GLAZING

Windows construction: Aluminium and polymer casement with polymer double glazed unit.

Alpha 280mm x 280mm Sigma 610mm x 200mm Zeta ø280mm Gamma 534mm x 344mm



Kappa 1860mm x 180mm Athena 406mm x 203mm Versus 900mm x 1000mm




Satin Clear
All aluminium windows are available with these glazing options (satin is supplied as standard).

Minimum over frame height for Kappa windows used vertically on side hinged doors: 2010mm

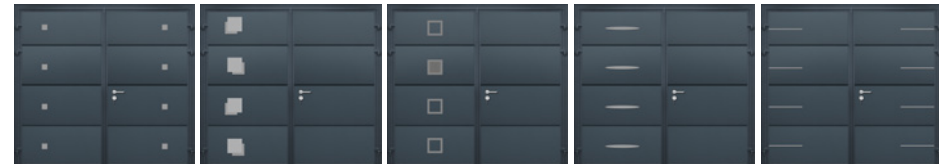
ALUNOX DECALS

Factory bonded alunox decals. Decals can be positioned to requested positions, however, popular arrangements are shown here.

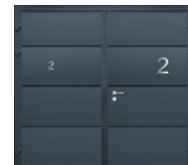
Access 1 431mm x 40mm Access 2 430mm x 40mm Access 3 215mm x 40mm Access 4 400mm x 86mm Access 5 180mm x 180mm



Access 6 70mm x 70mm Access 7 150mm x 150mm Access 8 194mm x 194mm Access 9 436mm x 40mm Access 10 431mm x 13mm



Writing 100mm 200mm



Coach House Mock Hinges 277mm x 81mm



EXTRA OPTIONS

EXTRA TOUCHES



PET FLAP

*Customer supplied



CODE LOCK

SPY HOLE



LETTER box

